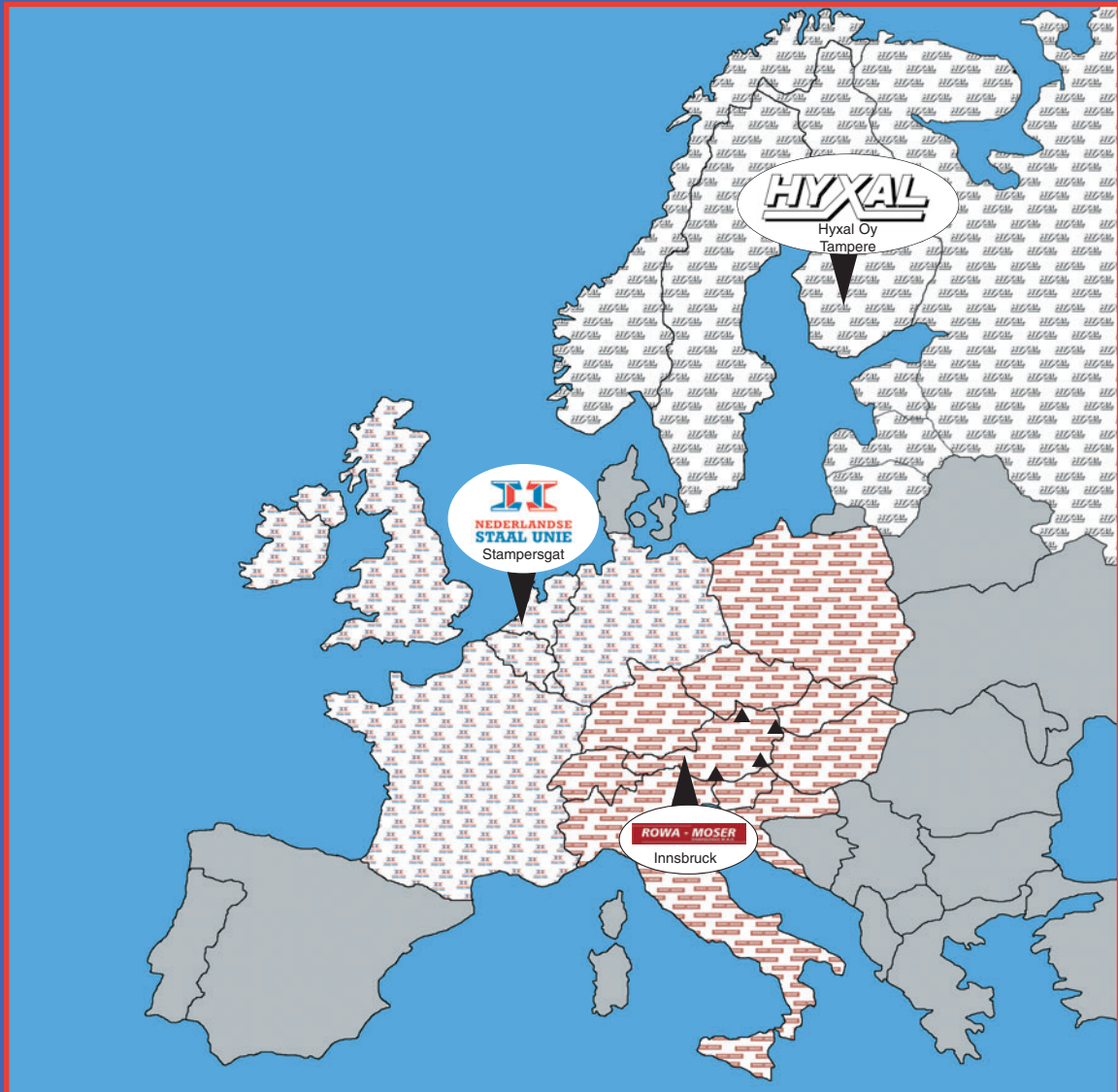
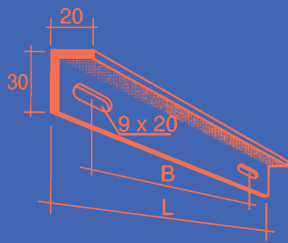


HYXAL

***Cable ladders
Kabelpritschen
Echelles à câbles
Kabelladders***

***Suspension rail system for luminaire
Armatureschienen
Rails supports de luminaire
Armatuur rail***




Nederland
België
Luxemburg
Deutschland-Nord
France
Great-Britain
Irland

Nederlandse Staal Unie
Fabriekstraat 11-13
Postbus 2
4754 ZG Stampersgat
The Netherlands

Tel.: +31 (0)165 511010
Fax: +31 (0)165 511851

E-mail: info@staalunie.nl
Web: www.staalunie.nl



Österreich
Italiën
Schweiz
Ungarn
Polen
Tschechien
Slowakei
Slowenien
Kroatien
Deutschland-Sud

Bernhard-Höfel-Straße 7
6020 Innsbruck
Tel. +43 (0) 512 / 33 770
Fax +43 (0) 512 / 33 770-7
E-mail: office.ibk@rowa-moser.at
Web: www.rowa-moser.at

Poststraße 4
4061 Pasching/Linz
Tel. +43 (0) 7229 / 511 55
Fax +43 (0) 7229 / 511 55-13
E-mail: office.linz@rowa-moser.at

Industriering 22
9020 Klagenfurt
Tel. +43 (0) 463 / 35 559
Fax +43 (0) 463 / 37 592
E-mail: office.klgtf@rowa-moser.at

Kärntner Straße 549
8054 Graz
Tel. +43 (0) 316 / 25 24 12
Fax +43 (0) 316 / 25 36 33
E-mail: office.graz@rowa-moser.at

Triester Straße 79
2353 Guntramsdorf
Tel. +43 (0) 2236 / 53 4 35
Fax +43 (0) 2236 / 53 4 35-7
E-mail: office.gtdf@rowa-moser.at

HYXAL

Hyxal Oy
Niittyhaankatu 23
FIN-33720 TAMPERE
FINLAND

Tel. +358 3 357 5411
Fax +358 3 357 5422
e-mail: Hyxal@hyxal.fi
www.hyxal.fi



HYXAL - Cable ladder system

Hyxal produces four cable ladder systems with different loading capacities. The development of the ladder profile is based on long installation experience in different environments.

The alloy used (EN AW-6063 T6) is a strong and light aluminium alloy which is tested for seawater resistance.

Aluminium cable ladders are 60% lighter than conventional cable ladders made of steel, which makes them much easier to handle. To cut or drill the material no special tools are needed and after cutting there is no additional treatment necessary.

The same installation parts are suited to all three cable ladder types thus minimizing the variety of parts to be shipped and stocked.

The Hyxal cable ladders have a high corrosion and UV resistance, they are antimagnetic and can be used excellent out in the open air.

The material has a good electrical and thermal guidance ability so heat will be transferred quickly.

Thermal expansion must be taken into account when installing the ladders (a change in length of 1 mm per meter when the temperature changes 40°C).

The profiles are optimal designed for heavy loads and wide spans.

Hyxal aluminium cable ladders will give a nice good looking and longlasting result.

We hereby confirm, that the loading capacities of Hyxal cable ladders correspond to the accompanying curves. The factor of safety is at least 1,7.

The cable ladders fulfill the norm IEC61537. The measurements have been performed by VTT (Technical Research Center of Finland) so that the joints have been 0,2-0,3* distance between supports.



HYXAL - Kabelpritschen

Das Hyxal Lieferprogramm umfasst vier Kabelpritschensysteme mit verschiedenen Belastungsmöglichkeiten und Holmhöhen. Die Entwicklung dieser Profile basiert auf jahrelangen Erfahrungen in verschiedenen Anwendungsgebieten.

Die Legierung (EN AW-6063 T6) ist auf Meereswasserbeständigkeit erfolgreich geprüft worden.

Aluminium-Kabelpritschen sind ca. 60% leichter als konventionelle Pritschen aus Stahl. Diese lassen sich leicht montieren. Um das Aluminium zu schneiden oder zu bohren braucht man keine speziellen Werkzeuge, nach dem Schneiden ist keine weitere Behandlung mehr notwendig. Durch das Baukastensystem ist es möglich mit wenigen Bauteilen sämtliche Baustellenanforderungen wenn notwendig vor Ort schnell und einfach zu lösen.

Das Zubehör ist universell für sämtliche Typen einsetzbar und untereinander austauschbar, sodass man mit dem Kabelpritschensystem von Hyxal eine große Menge an technischen Lösungen für die verschiedensten Anwendungsgebiete realisieren kann.

Aluminiumkabelpritschen von Hyxal sind antimagnetisch, korrosions- und UV-beständig und deshalb für Freiluft-Baustellen geeignet. Diese Pritschen haben eine gute elektrische und thermische Leitungsfähigkeit, Wärme wird schnell wieder abgegeben. Beim Einsatz von Alukabelpritschen ist zu beachten, dass zwischen den einzelnen Kabelpritschen genügend Abstand bleibt, da sich bei einem Temperaturunterschied von ca. 40°C eine Ausdehnung von ca. 1 mm pro Meter ergibt. Durch optimalen Entwurf der Profile, sind diese geeignet für große Belastungen und Weitspannbereiche.

Hyxal Aluminium-Pritschen ergeben ein gut aussehendes und beständiges Resultat.

Wir bestätigen, dass die Belastungen von Hyxal Kabelpritschen den beigelegten Kurven entsprechen.

Der Sicherheitsfaktor beträgt mindestens 1,7. Die Kabelpritschen erfüllen die Norm IEC61537. Die Messung wurde von VTT (Technische Forschungszentrum von Finnland) durchgeführt, so dass die Stossstellen der Kabelpritschen 0,2-0,3* Stützweite vom Ausleger entfernt sind.





HYXAL - Echelles à câbles

La société HYXAL fabrique plusieurs types d'échelles à câbles correspondant à différentes capacités de charge. Le développement des profilés constituant ces échelles est basé sur une longue expérience acquise au cours de nombreuses applications.

L'alliage d'aluminium utilisé (EN AW-6063 T6) est d'une qualité à la fois résistante et légère, qui a été spécialement testée pour résister en milieu marin.

Les échelles en aluminium sont environ 60% plus légères que les échelles à câbles conventionnelles en acier et sont de ce fait plus rapide à manipuler et à assembler. A ce sujet, il n'est pas nécessaire de disposer d'un outillage particulier. Il n'y a notamment pas de bord coupant après découpe, ce qui évite tout traitement supplémentaire.

Avec ce système de construction bien pensé, qui ne nécessite qu'un minimum d'accessoires, les montages peuvent s'effectuer de manière rapide, facile et en toute sécurité. Les mêmes pièces d'assemblage peuvent être utilisées pour les différents types d'échelle, ce qui réduit considérablement le nombre d'accessoires à véhiculer ou à stocker.

Les échelles à câbles HYXAL ont une haute résistance à la corrosion ainsi qu'aux rayons UV, ce qui les destine par excellence pour les installations extérieures. Elles forment un excellent conducteur électrique et sont anti-magnétiques. Suite à une bonne conduction thermique, la chaleur peut en être rapidement évacuée. Au cours du montage, il faut toutefois tenir compte d'une dilatation thermique correspondant à 1 mm par mètre pour des variations de température de l'ordre de 40° C.

Les profilés des échelles sont assemblés de manière optimale afin de pouvoir supporter de lourdes charges sur de longues portées entre points d'appui.

Les échelles en aluminium de la société HYXAL se présentent finalement comme étant la solution la meilleure ainsi que la plus esthétique.

Nous vous confirmons que les diagrammes de charge de nos échelles à câbles sont établis en tenant compte d'un coefficient de sécurité de 1,7 suivant les prescriptions IEC 61357.

Les mesures ont été effectuées par le laboratoire de recherche finlandais VTT .



HYXAL - Kabelladdersysteem

Hyxal produceert aluminium kabelladdersystemen met verschillende belastingscapaciteiten.

De ontwikkeling van de profielen is gebaseerd op jarenlange ervaring in verschillende toepassingsgebieden.

De legering (EN AW-6063 T6) is van een sterke -en lichte aluminium kwaliteit en is getest op zeewaterbestendigheid.

Aluminium ladderbanen zijn ca. 60 % lichter dan conventionele stalen kabelladders, daardoor zijn ze sneller te verwerken en te bewerken. Om het materiaal te bewerken heeft men geen speciale gereedschappen nodig. De snijkanten hoeven niet nabehandeld te worden.

Met een zeer uitgekient bouwdoosysteem worden met zo min mogelijk toebehoren zeer eenvoudig en moeiteloos een veilige montage gerealiseerd. De installatie materialen zijn tussen de kabelladdersystemen universeel uitwisselbaar, waardoor men een minimum aan verschillende onderdelen op voorraad hoeft te houden.

De Hyxal ladderbanen hebben een hoge corrosie -en UV bestendigheid en dus uitermate geschikt om in de open lucht toe te passen. Ze hebben een zeer goede elektrische geleiding en zijn anti magnetisch. Door een goede thermische geleiding, wordt warmte snel afgevoerd.

Tijdens het monteren dient door thermische expansie rekening te worden gehouden met een lengte verandering van 1mm. per meter, bij een temperatuurverschil van 40° C.

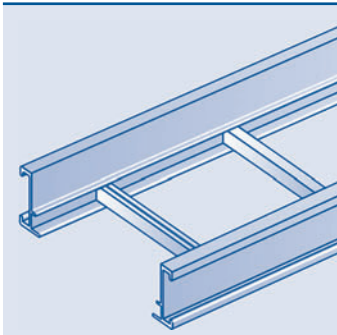
De profielen zijn optimaal samengesteld waardoor zware belasting bij grote overspanning realiseerbaar zijn.

Aluminium kabelladders van Hyxal geven een schoner en mooier resultaat met een lange levensduur.

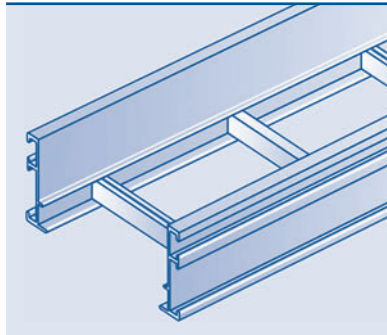
Hierbij bevestigen wij dat de beladings-grafieken van onze kabelladders opgesteld zijn met in acht neming van de volgens IEC 61357 voorgeschreven veiligheidsfactor van 1,7 .

De metingen hebben wij bij VTT (Fins technisch onderzoekslaboratorium) laten uitvoeren.

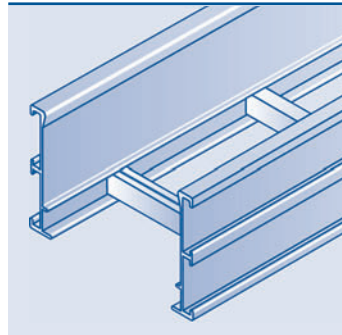
HYXAL



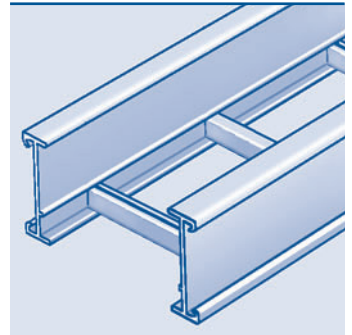
Light ladders KA
Leichte Kabelpritschen KA
Echelle légère KA
Lichte kabelladders KA



Heavy-duty ladders RA
Mittelschwere Kabelpritschen RA
Echelle mi-lourde RA
Middelzware kabelladders RA



Extra heavy-duty ladders SA
Schwere Kabelpritschen SA
Echelle lourde SA
Zware ladders SA



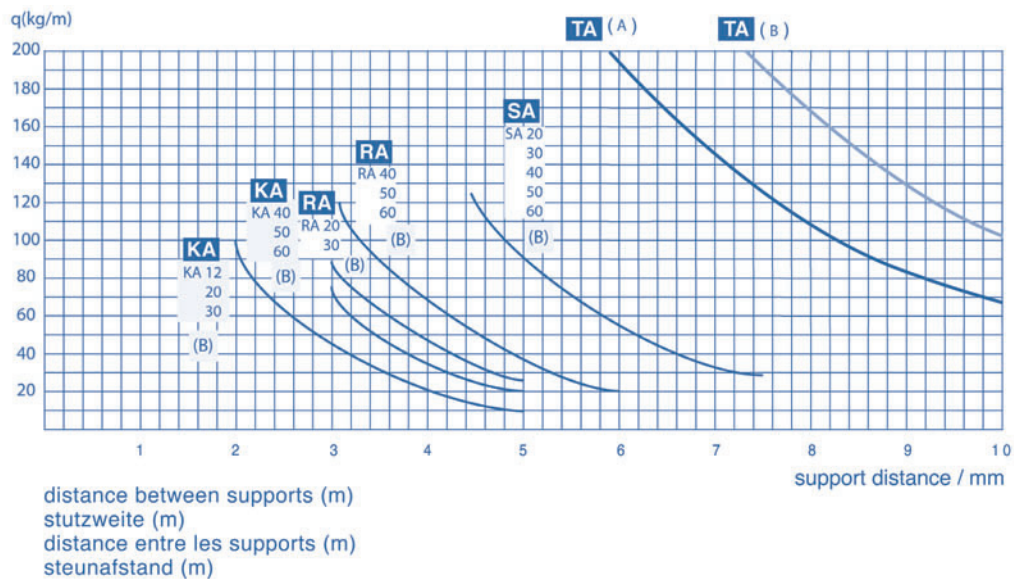
Wide Span cable ladder TA
Weitspann-Kabelpritschen TA
Echelle à longue portée
Wide Span kabelladders

No more horizontal or vertical ladders, Hyxal ladders can be used both ways !

Keine separaten waagerechten Leitern und Steigetrassen mehr, die Hyxal-Leitern sind in beiden Richtungen verwendbar !

Il n'y a plus d'échelle dite horizontale ou verticale, puisque les mêmes échelles Hyxal sont utilisées dans les deux cas.

Geen horizontale of verticale ladders meer, Hyxal ladders kunnen in alle richtingen gebruikt worden!



Distance between rungs is only 250 mm.
 The ladder length is 6 meters, 10 ladders in a delivery package.

Sprossenabstand ist nur 250 mm.
 Pritschenlänge ist 6 Meter, 10 Pritschen per Lieferverpackung.

La distance entre les échelons des échelles est uniquement de 250 mm.
 Les échelles sont livrées en longueurs de 6 mètres et par bottes de 10 pièces.

De sportafstand bedraagt slechts 250 mm.
 De ladder lengte is 6 meters, 10 ladders in een pakket.

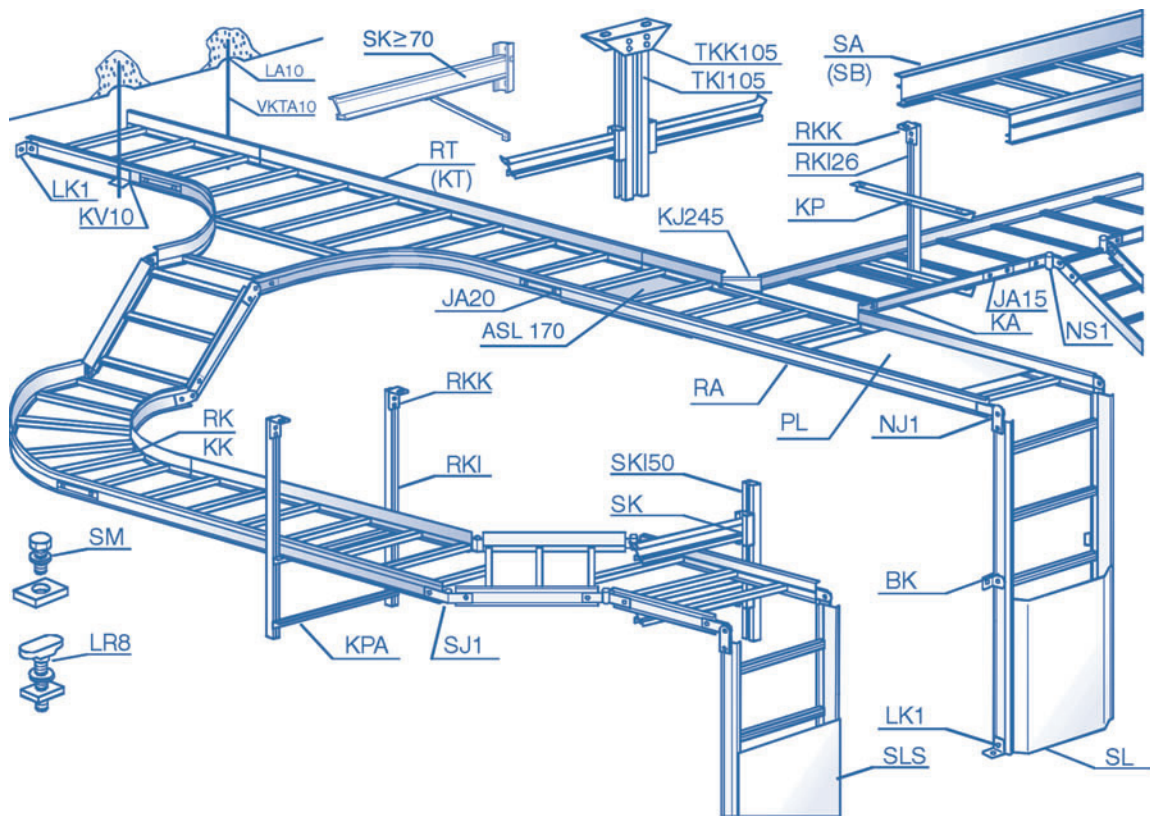


If the console is placed so that the distance to the connector between ladders is app. 0,2 - 0,3 X supportdistance* the bending of the ladders will be reduced.

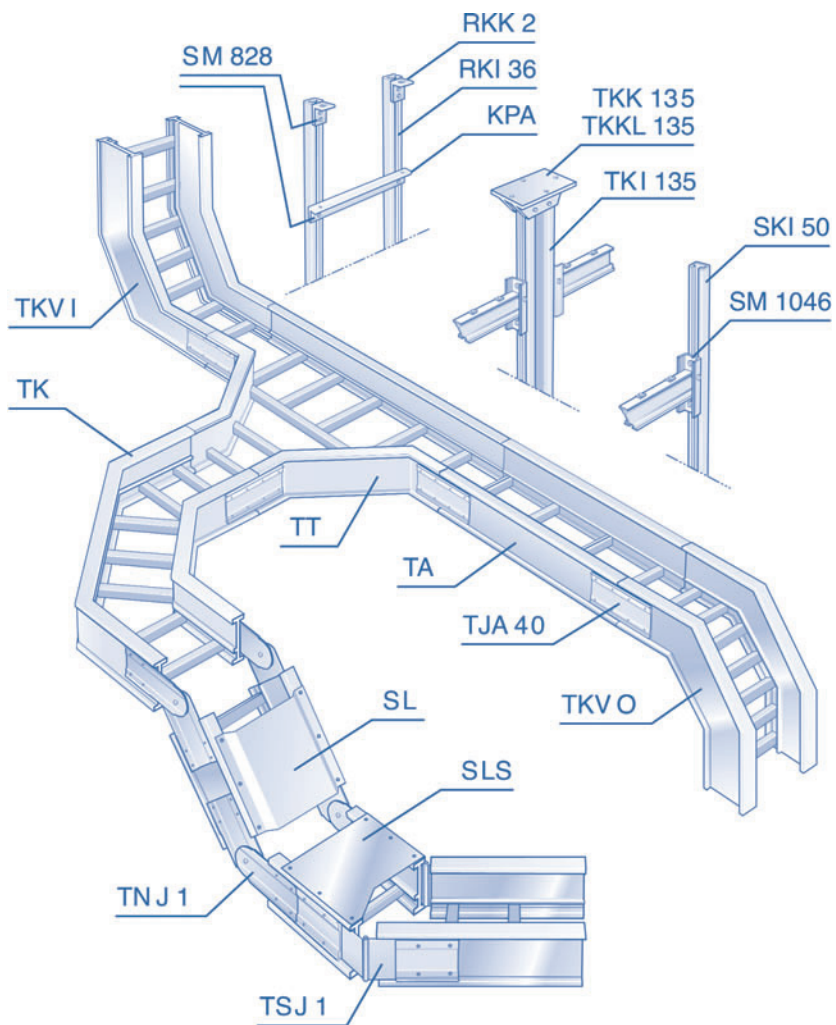
Ausleger so plazieren, dass die stossstellen der Kabelleiter ca. 0,2 - 0,3 X Stützweite* vom Ausleger entfernt sind. Bei dieser Art der Installation wirken alle Kabelpritschen zusammen als durchgehender Balken und vermindern die Durchbiegung.

Disposer les consoles de telle sorte que les éclisses des échelles à câbles se trouvent éloignées d'environ 0,2 à 0,3 X la distance* entre les consoles. De cette manière, les échelles sont installées suivant le principe de lapoutre continue, ce qui en réduit le fléchissement.

Door console zo te plaatsen dat de afstand tot de koppeling van de ladders ca. 0,2 - 0,3 X de steunafstand* is werken de ladders samen als een doorlopend profiel en wordt de doorbuiging vermindert.

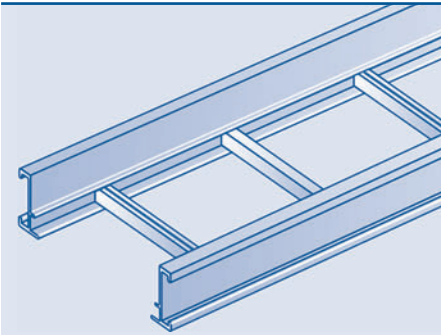


No more horizontal or vertical ladders, Hyxal ladders can be used both ways !
Keine separaten waagerechten Leitern und Steigetrassen mehr, die Hyxal-Leitern sind in beiden Richtungen verwendbar !
Il n'y a plus d'échelle dite horizontale ou verticale, puisque les mêmes échelles Hyxal sont utilisées dans les deux cas.
Geen horizontale of vertikale ladders meer, Hyxal ladders kunnen in alle richtingen gebruikt worden!



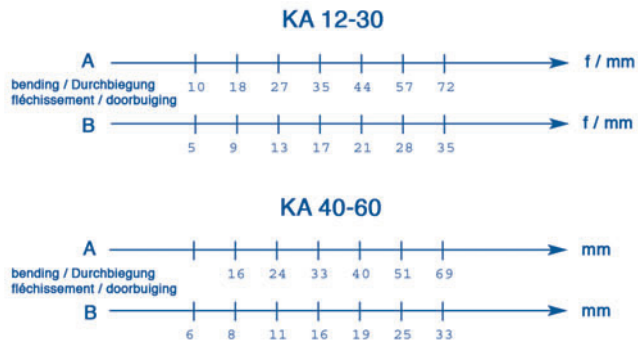
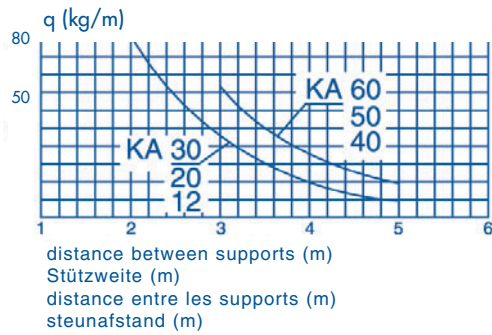
HYXAL KA

Light ladders ● Leichte Kabelpritschen ● Echelle légère ● Lichte kabelladders



Light ladders KA
Leichte Kabelpritschen KA
Echelle légère KA
Lichte kabelladders KA

Type	A(mm)	g/m
KA 12	120	771
KA 20	200	832
KA 30	300	908
KA 40	400	1244
KA 50	500	1320
KA 60	600	1396

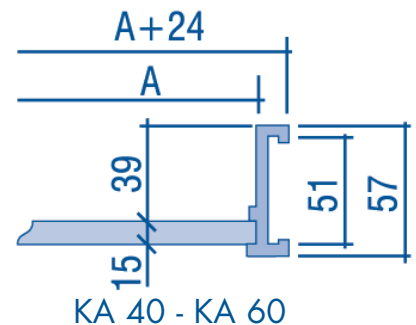
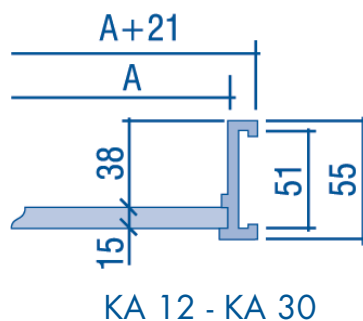


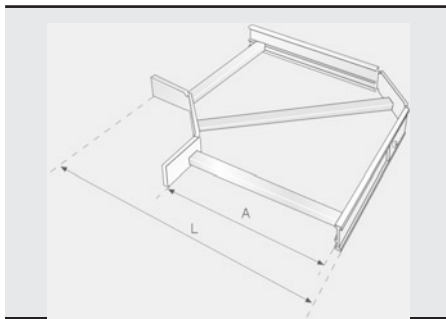
The bending with a load according to loading curve.
The bending decreases directly in relation to the load.
(example: the load decreases with 50 %, the bending also decreases 50 %.)
Look at page 4 (placing of the console in case A and B)

Durchbiegung bei einer der Belastungskurve entsprechenden Belastung.
Die Durchbiegung verringert sich direkt bezüglich der Belastung.
(Beispiel: Wenn die Belastung sich um 50% verringert, verringert sich die Durchbiegung auch um 50%). Siehe Seite 4 (Plazierung der Konsole bei den Alternativen A und B)

Le fléchissement suivant la courbe de charge.
La flèche évolue de manière directement proportionnel à la charge.
(Exemple: si la charge diminue de 50 %, la flèche diminuera également de 50 %.)
Voir page 4 (placement de la console dans les cas A et B)

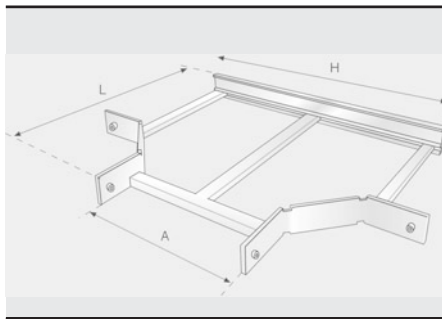
De doorbuiging met een belasting volgens de curve.
De doorbuiging verandert rechtevenredig met de belasting
(Voorbeeld: als de belasting met 50 % verminderd zal ook de doorbuiging met 50% verminderen)
Zie pagina 4 (plaatsing van console in geval A en B)





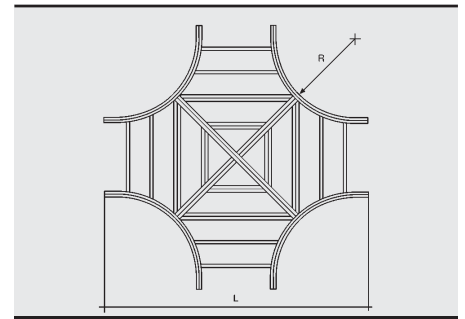
90° elbows KK
Bogen 90° KK
Coude de 90° KK
Bochten 90° KK

Type	g/pc	A (mm)	R (mm)	L (mm)	Delivery package
KK 29	910	200	300	605	5 pc
KK 39	980	300	300	705	5 pc
KK 49	1370	400	300	810	5 pc
KK 59	1570	500	300	910	5 pc
KK 69	2000	600	300	1010	5 pc



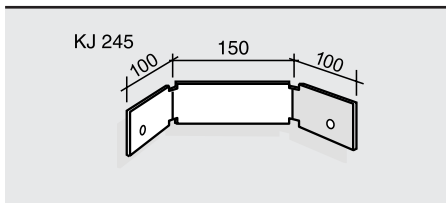
Flat tees KT
Abzweig KT
Dérivation-T KT
T-stuk KT

Type	g/pc	A (mm)	R (mm)	L (mm)	H (mm)	Delivery package
KT 20	1600	200	300	995	605	5 pc
KT 30	1700	300	300	1095	705	5 pc
KT 40	2400	400	300	1195	810	5 pc
KT 50	2900	500	300	1295	910	5 pc
KT 60	3200	600	300	1395	1010	5 pc



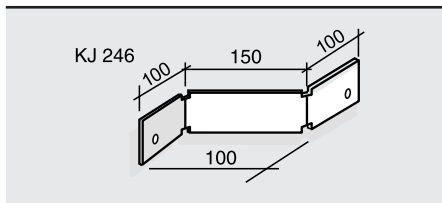
X-crossings KX
Kreuzung KX
Croisement KX
Kruisingen KX

Type	g/pc	R (mm)	L (mm)	Delivery package
KX 20	1600	300	995	5 pc
KX 30	1700	300	1095	5 pc
KX 40	2400	300	1195	5 pc
KX 50	2900	300	1295	5 pc
KX 60	3200	300	1395	5 pc



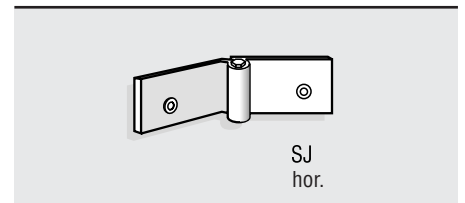
Corner connector KJ
Winkelverbinder KJ
Eclisse déformable KJ
Hoekverbinder KJ

Type	g/pc	Delivery package
KJ 245	290	10 pc



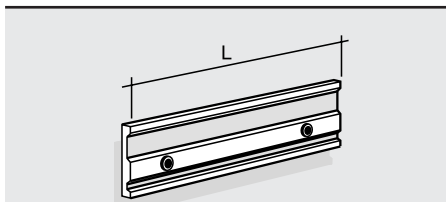
Narrowing connector KJ
Reduzierstück KJ
Réduction KJ
Reducerstuk KJ

Type	g/pc	Delivery package
KJ 246	290	10 pc



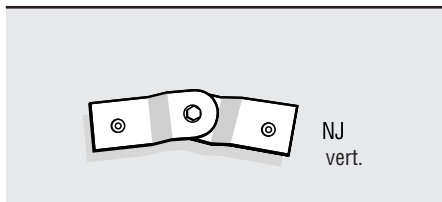
Corner connector SJ
Winkelgelenkverbinder SJ
Eclisse charnière SJ
Instelbareverbinder SJ

Type	g/pc	Delivery package
SJ 1	210	10 pc




Connector JA
Verbinder JA
Eclisse droite JA
Koppelplatten JA

Type	g/pc	L/mm	Delivery package
JA 15	100	150	10 pc
JA 20	140	200	10 pc



Hinge NJ
Gelenkverbinder NJ
Eclisse articulée NJ
Instelbareverbinder NJ

Type	g/pc	Delivery package
NJ 1	260	10 pc

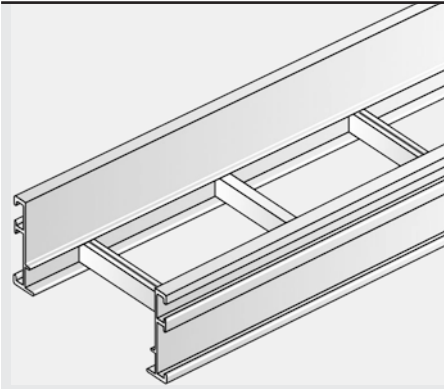


Corner connector NS
Winkelgelenkverbinder NS
Eclisse charnière NS
Instelbareverbinder NS

Type	g/pc	Delivery package
NS 1	340	10 pc

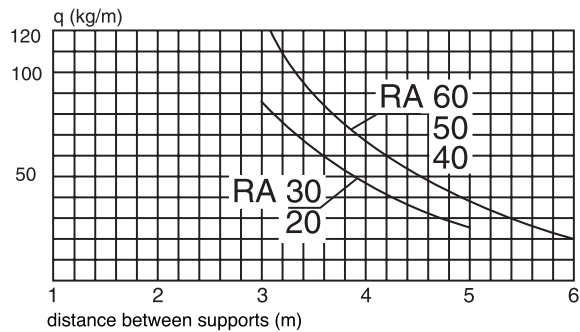
HYXAL RA

Heavy-duty ladders ● Mittelschwere Kabelpritschen Echelle mi-lourde ● Middelzware kabelladders



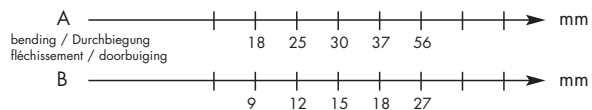
Heavy-duty ladders RA
Mittelschwere Kabelpritschen RA
Echelle mi-lourde RA
Middelzware kabelladders RA

Type	A(mm)	g/m
RA 20	200	1215
RA 30	300	1305
RA 40	400	1634
RA 50	500	1724
RA 60	600	1814

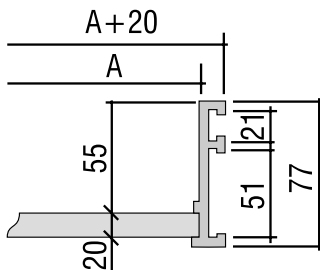
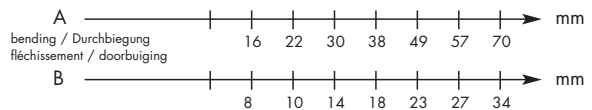


distance between supports (m)
Stützweite (m)
distance entre les supports (m)
steunafstand (m)

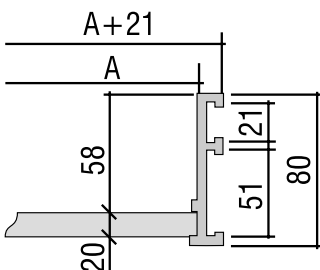
RA 20-30



RA 40-60



RA 20 - RA 30



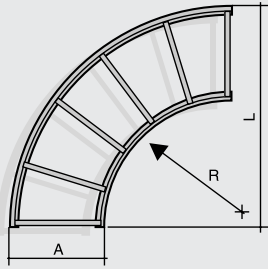
RA 40 - RA 60

The bending with a load according to loading curve.
The bending decreases directly in relation to the load.
(example: the load decreases with 50 %, the bending also decreases 50 %.)
Look at page 4 (placing of the console in case A and B)

Durchbiegung bei einer der Belastungskurve entsprechenden Belastung.
Die Durchbiegung verringert sich direkt bezüglich der Belastung.
(Beispiel: Wenn die Belastung sich um 50% verringert, verringert sich die Durchbiegung auch um 50%). Siehe Seite 4 (Platzierung der Konsole bei den Alternativen A und B)

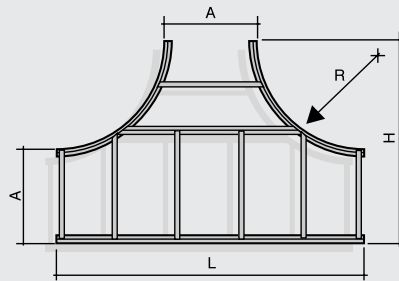
Le fléchissement suivant la courbe de charge.
La flèche évolue de manière directement proportionnel à la charge.
(Exemple: si la charge diminue de 50 %, la flèche diminuera également de 50 %.)
Voir page 4 (placement de la console dans les cas A et B)

De doorbuiging met een belasting volgens de curve.
De doorbuiging veranderd rechtevenredig met de belasting
(Voorbeeld: als de belasting met 50 % verminderd zal ook de doorbuiging met 50% verminderen)
Zie pagina 4 (plaatsing van console in geval A en B)



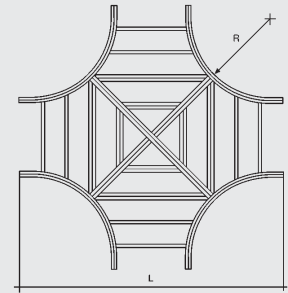
90° elbows RK
Bogen 90° RK
Coude de 90° RK
Bochten 90° RK

Type	g/pc	A (mm)	R (mm)	L (mm)	Delivery package
RK 29	1550	200	600	910	5 pc
RK 39	1910	300	600	1010	5 pc
RK 49	2640	400	600	1110	5 pc
RK 59	2940	500	600	1210	5 pc
RK 69	3520	600	600	1310	5 pc



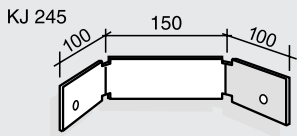
Flat tees RT
Abzweig RT
Dérivation-/RT
T-stuk RT

Type	g/pc	A (mm)	R (mm)	L (mm)	H (mm)	Delivery package
RT 20	3600	200	600	1595	910	5 pc
RT 30	3900	300	600	1695	1010	5 pc
RT 40	5200	400	600	1795	1110	5 pc
RT 50	5700	500	600	1895	1210	5 pc
RT 60	6300	600	600	1995	1310	5 pc



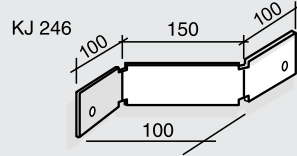
X-crossings RX
Kreuzung RX
Croisement RX
Kruisingen RX

Type	g/pc	R (mm)	L (mm)	Delivery package
RX 20	6920	600	1595	5 pc
RX 30	7380	600	1695	5 pc
RX 40	7840	600	1795	5 pc
RX 50	8300	600	1895	5 pc
RX 60	8760	600	1995	5 pc



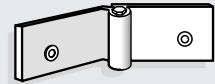
Corner connector KJ
Winkelverbinder KJ
Eclisse déformable KJ
Hoekverbinder KJ

Type	g/pc	Delivery package
KJ 245	290	10 pc



Narrowing connector KJ
Reduzierstück KJ
Réduction KJ
Reduceerstuk KJ

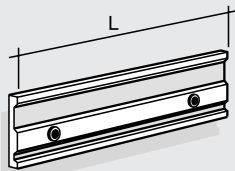
Type	g/pc	Delivery package
KJ 246	290	10 pc



SJ
hor.

Corner connector SJ
Winkelgelenkverbinder SJ
Eclisse charnière SJ
Instelbareverbinder SJ

Type	g/pc	Delivery package
SJ 1	210	10 pc



Connector JA
Verbinder JA
Eclisse droite JA
Koppelplatten JA

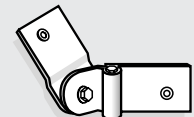
Type	g/pc	L/mm	Delivery package
JA 20	140	200	10 pc



NJ
vert.

Hinge NJ
Gelenkverbinder NJ
Eclisse articulée NJ
Instelbareverbinder NJ

Type	g/pc	Delivery package
NJ 1	260	10 pc



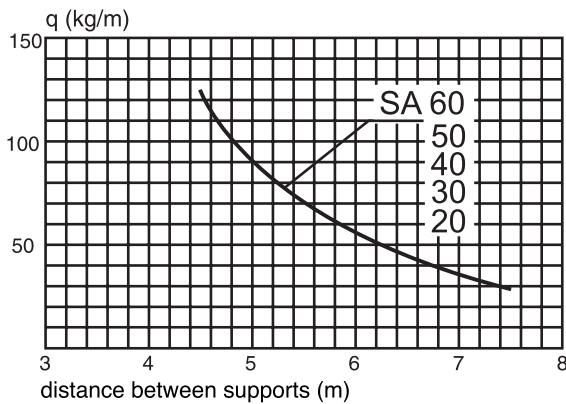
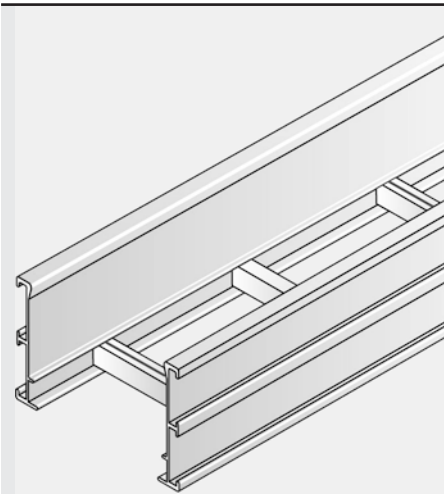
NS
hor. + vert.

Corner connector NS
Winkelgelenkverbinder NS
Eclisse charnière NS
Instelbareverbinder NS

Type	g/pc	Delivery package
NS 1	340	10 pc

HYXAL SA

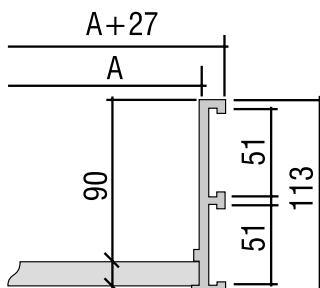
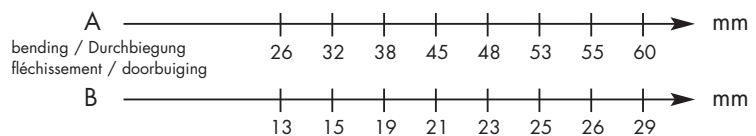
Extra heavy-duty ladders ● Schwere Kabelpritschen Echelle lourde ● Zware kabelladders



distance between supports (m)
Stützweite (m)
distance entre les supports (m)
steunafstand (m)

Extra heavy-duty ladders SA Schwere Kabelpritschen SA Echelle lourde SA Zware ladders SA

Type	A(mm)	g/m
SA 20	200	2812
SA 30	300	2888
SA 40	400	2964
SA 50	500	3040
SA 60	600	3116



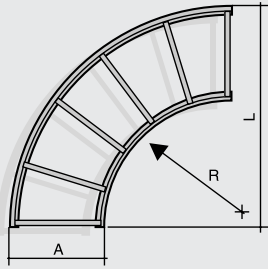
SA 20 - SA 60

The bending with a load according to loading curve.
The bending decreases directly in relation to the load.
(example: the load decreases with 50 %, the bending also decreases 50 %.)
Look at page 4 (placing of the console in case A and B)

Durchbiegung bei einer der Belastungskurve entsprechenden Belastung.
Die Durchbiegung verringert sich direkt bezüglich der Belastung.
(Beispiel: Wenn die Belastung sich um 50% verringert, verringert sich die Durchbiegung auch um 50%). Siehe Seite 4 (Plazierung der Konsole bei den Alternativen A und B)

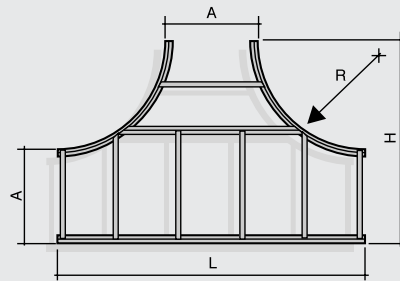
Le fléchissement suivant la courbe de charge.
La flèche évolue de manière directement proportionnel à la charge.
(Exemple: si la charge diminue de 50 %, la flèche diminuera également de 50 %.)
Voir page 4 (placement de la console dans les cas A et B)

De doorbuiging met een belasting volgens de curve.
De doorbuiging veranderd rechtevenredig met de belasting
(Voorbeeld: als de belasting met 50 % verminderd zal ook de doorbuiging met 50% verminderen)
Zie pagina 4 (plaatsing van console in geval A en B)



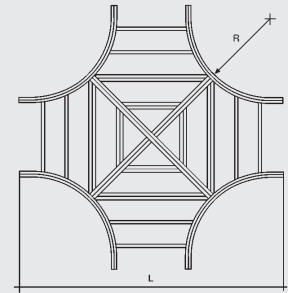
90° elbows SK
Bogen 90° SK
Coude de 90° SK
Bochten 90° SK

Type	g/pc	A (mm)	R (mm)	L (mm)	Delivery package
SK 29	3790	200	600	910	5 pc
SK 39	4140	300	600	1010	5 pc
SK 49	4690	400	600	1110	5 pc
SK 59	5100	500	600	1210	5 pc
SK 69	5530	600	600	1310	5 pc



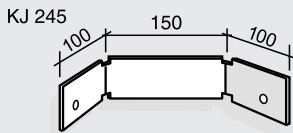
Flat tees ST
Abzweig ST
Dérivation-T ST
T-stuk ST

Type	g/pc	A (mm)	R (mm)	L (mm)	H (mm)	Delivery package
ST 20	6360	200	600	1595	910	5 pc
ST 30	6740	300	600	1695	1010	5 pc
ST 40	8460	400	600	1795	1110	5 pc
ST 50	9060	500	600	1895	1210	5 pc
ST 60	9650	600	600	1995	1310	5 pc



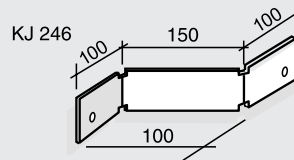
X-crossings SX
Kreuzung SX
Croisement SX
Kruisingen SX

Type	g/pc	R (mm)	L (mm)	Delivery package
SX 20	11820	600	1595	5 pc
SX 30	12280	600	1695	5 pc
SX 40	12740	600	1795	5 pc
SX 50	13200	600	1895	5 pc
SX 60	13660	600	1995	5 pc



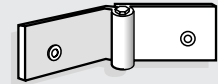
Corner connector KJ
Winkelverbinder KJ
Eclisse déformable KJ
Hoekverbinder KJ

Type	g/pc	Delivery package
KJ 245	290	10 pc



Narrowing connector KJ
Reduzierstück KJ
Réduction KJ
Reducerstuk KJ

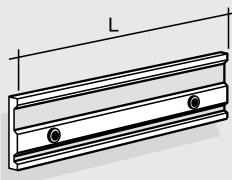
Type	g/pc	Delivery package
KJ 246	290	10 pc



SJ hor.

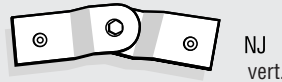
Corner connector SJ
Winkelgelenkverbinder SJ
Eclisse charnière SJ
Instelbareverbinder SJ

Type	g/pc	Delivery package
SJ 1	210	10 pc



Connector JA
Verbinder JA
Eclisse droite JA
Koppelplatten JA

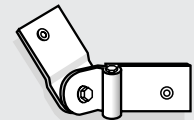
Type	g/pc	L/mm	Delivery package
JA 20	140	200	10 pc



NJ vert.

Hinge NJ
Gelenkverbinder NJ
Eclisse articulée NJ
Instelbareverbinder NJ

Type	g/pc	Delivery package
NJ 1	260	10 pc



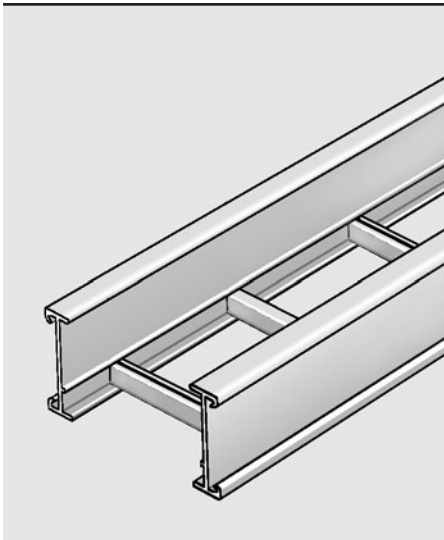
NS hor. + vert.

Corner connector NS
Winkelgelenkverbinder NS
Eclisse charnière NS
Instelbareverbinder NS

Type	g/pc	Delivery package
NS 1	340	10 pc

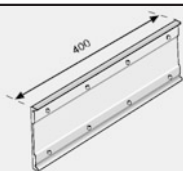
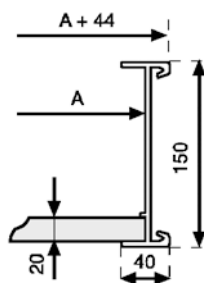
HYXAL TA

Wide Span Ladders ● Weitspann-Kabelspritschen Echelle à longue portée ● Wide Span kabelladders



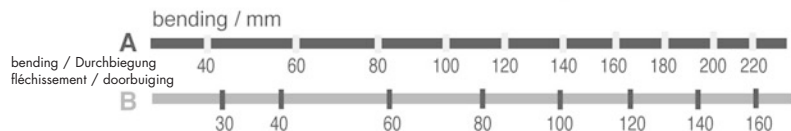
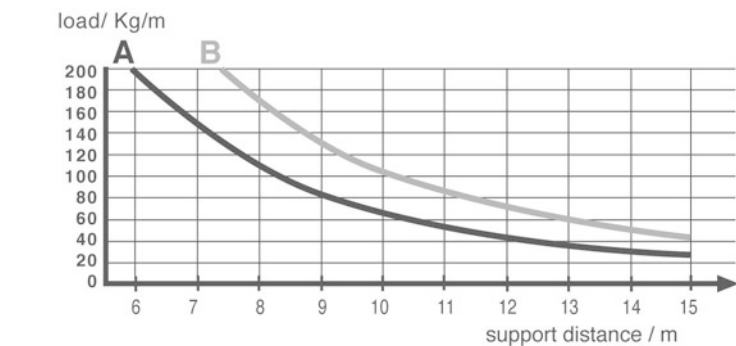
Wide Span cable ladders
Weitspann-Kabelspritschen
Echelle à longue portée
Wide Span kabelladders

Horizontal type	A(mm)	g/m
TA 20	200	4839
TA 30	300	4929
TA 40	400	5018
TA 50	500	5108
TA 60	600	5198



Connector TJA
Verbinder TJA
Eclisse droite TJA
Koppelplatten TJA

Type	g/pc	Delivery package
TJA 40	865	10 pc

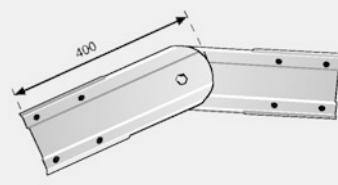


The bending with a load according to loading curve.
The bending decreases directly in relation to the load.
(example: the load decreases with 50 %, the bending also decreases 50 %.)
Look at page 4 (placing of the console in case A and B)

Durchbiegung bei einer der Belastungskurve entsprechenden Belastung.
Die Durchbiegung verringert sich direkt bezüglich der Belastung.
(Beispiel: Wenn die Belastung sich um 50% verringert, verringert sich die Durchbiegung auch um 50%). Siehe Seite 4 (Plazierung der Konsole bei den Alternativen A und B)

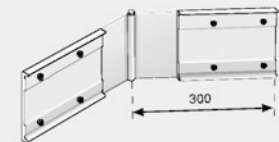
Le fléchissement suivant la courbe de charge.
La flèche évolue de manière directement proportionnel à la charge.
(Exemple: si la charge diminue de 50 %, la flèche diminuera également de 50 %.)
Voir page 4 (placement de la console dans les cas A et B)

De doorbuiging met een belasting volgens de curve.
De doorbuiging verandert rechtevenredig met de belasting
(Voorbeeld: als de belasting met 50 % verminderd zal ook de doorbuiging met 50% verminderen)
Zie pagina 4 (plaatsing van console in geval A en B)



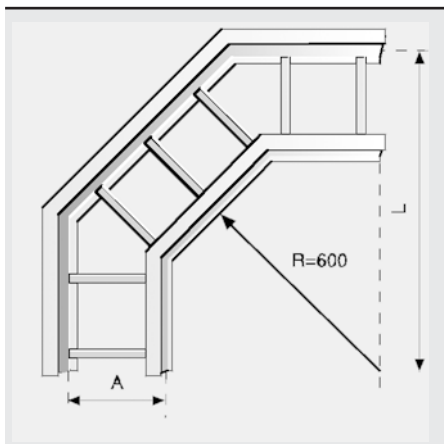
Hinge TNJ
Gelenkverbinder TNJ
Eclisse articulée TNJ
Instelbareverbinder TNJ

Type	g/pc	Delivery package
TNJ 1	1560	10 pc



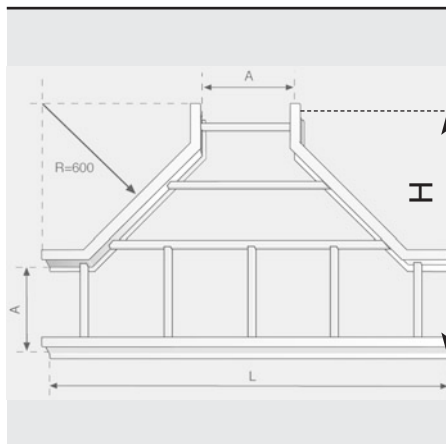
Corner connector TSJ
Winkelgelenkverbinder TSJ
Eclisse charnière TSJ
Instelbareverbinder TSJ

Type	g/pc	Delivery package
TSJ 1	1300	10 pc



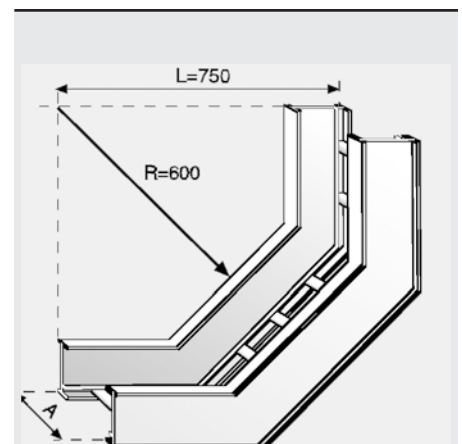
90° elbows TK
Bogen 90° TK
Coude de 90° TK
Bochten 90° TK

Horizontal type	g/m	A(mm)	L(mm)
TK29	5400	200	775
TK39	5940	300	875
TK49	6480	400	975
TK59	7010	500	1075
TK69	7570	600	1175



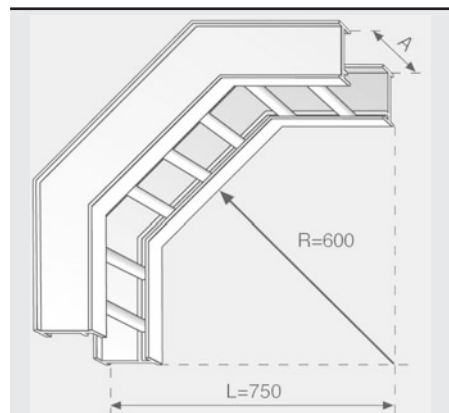
Flat tees TT
Abzweig TT
Dérivation-TT
T-stuk TT

Horizontal type	g/m	A(mm)	H(mm)	L(mm)
TT 20	5710	200	775	1240
TT 30	6140	300	875	1340
TT 40	6580	400	975	1440
TT 50	7020	500	1075	1540
TT 60	7450	600	1175	1640



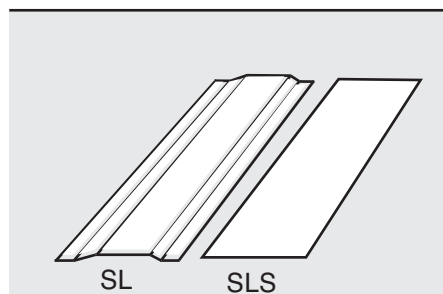
Vertical inside bend TKVI
Vertikal innen bogen TKVI
TKVI
Vertikale binnenbocht TKVI

Horizontal type	g/m	A(mm)	R(mm)
TKVI 29	5580	200	600
TKVI 39	5740	300	600
TKVI 49	5900	400	600
TKVI 59	6060	500	600
TKVI 69	6220	600	600



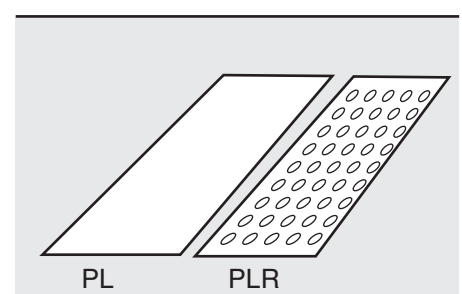
Vertical outside bend TKVO
Vertikal aussen bogen TKVO
TKVO
Vertikale buitenbochten TKVO

Horizontal type	g/m	A(mm)	R(mm)
TKVO 29	5580	200	600
TKVO 39	5740	300	600
TKVO 49	5900	400	600
TKVO 59	6060	500	600
TKVO 69	6220	600	600



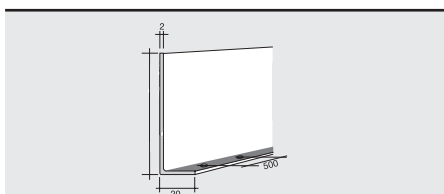
Cable cover SL, SLS
Abdeckung SL, SLS
Couvercle SL, SLS
Deksel SL, SLS

Type	Thickness (mm)	g/pc	L ₁ (mm)	L ₂ (mm)	Delivery package
SL 12	1,5	1700	140	1500	10 pc
SL 20	1,5	2300	220	1500	10 pc
SL 30	1,5	3100	320	1500	10 pc
SL 40	2	3900	420	1500	10 pc
SL 50	2	4700	520	1500	10 pc
SL 60	2	5600	620	1500	10 pc
SLS 12	1,5	900	140	1500	10 pc
SLS 20	1,5	1400	220	1500	10 pc
SLS 30	1,5	2000	320	1500	10 pc
SLS 40	1,5	2600	420	1500	10 pc
SLS 50	1,5	3200	520	1500	10 pc
SLS 60	1,5	3800	620	1500	10 pc



Insert plate PL /PLR
Bodenbleche PL /PLR
Tôle de fond PL /PLR
Bodemplaat PL /PLR

Type	Thickness (mm)	g/pc	L ₁ (mm)	L ₂ (mm)	Delivery package
PL 20	0,5	560	197	2000	10 pc
PL 30	0,5	840	297	2000	10 pc
PL 40	0,5	1120	397	2000	10 pc
PL 50	0,5	1400	497	2000	10 pc
PL 60	0,5	1680	597	2000	10 pc
PLR 20	0,5	560	197	2000	10 pc
PLR 30	0,5	840	297	2000	10 pc
PLR 40	0,5	1120	397	2000	10 pc
PLR 50	0,5	1400	497	2000	10 pc
PLR 60	0,5	1680	597	2000	10 pc



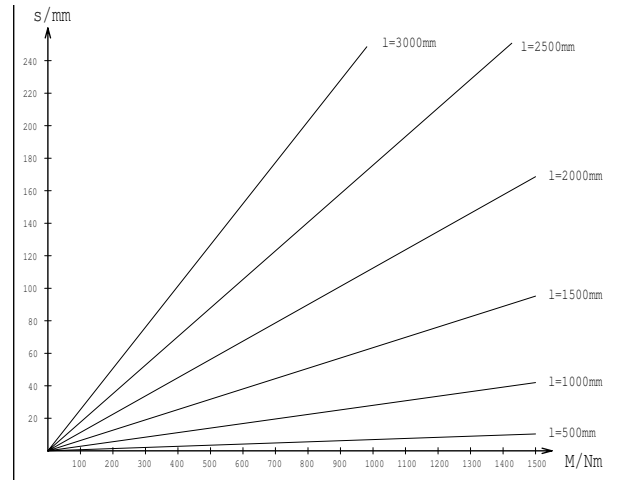
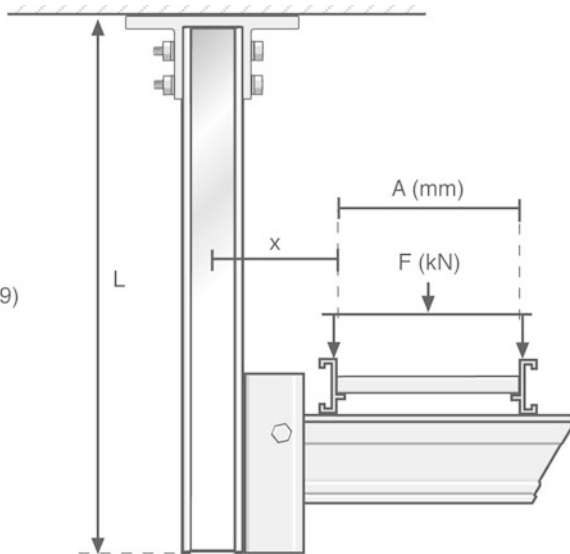
Divider TS
Trennsteg TS
Séparate TS
Scheidingsshot TS

Type	g/pc	L(mm)
TS 52	370	3000
TS 82	540	3000
TS 122	760	3000

TKK 55
TKI 55

$x = 0,09 \text{ m}$

$$M = F \times \left(\frac{A}{2} + 0,09 \right)$$

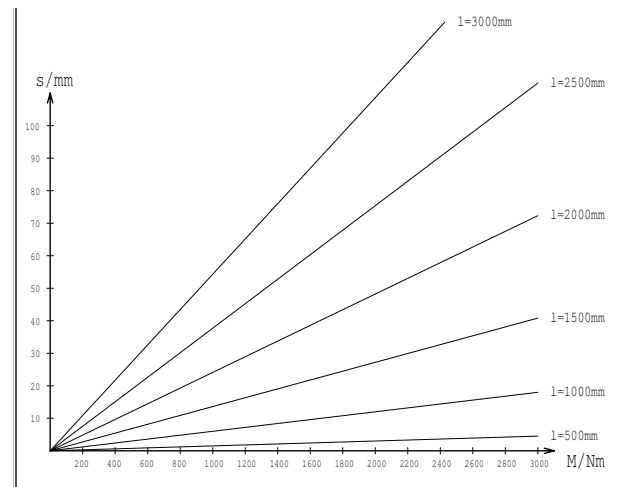
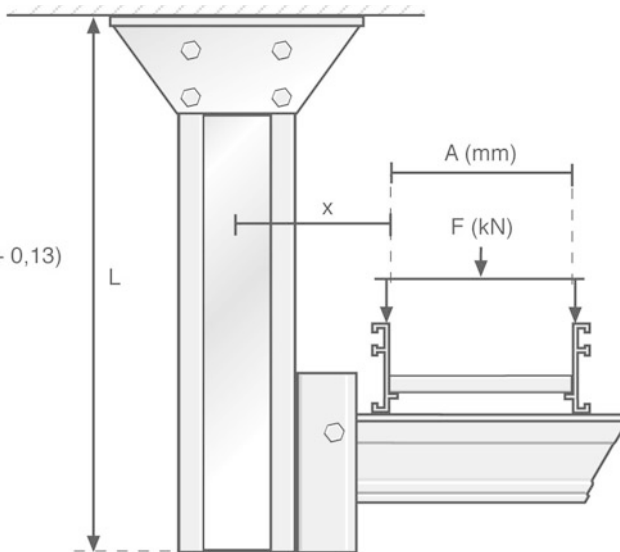


S = bending flexure
M = bending moment
L = length of the suspension beam TKI 55

TKK 105
TKI 105

$x = 0,13 \text{ m}$

$$M = F \times \left(\frac{A}{2} + 0,13 \right)$$

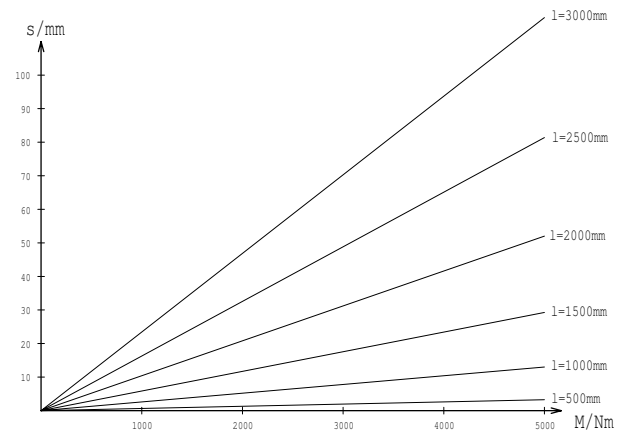
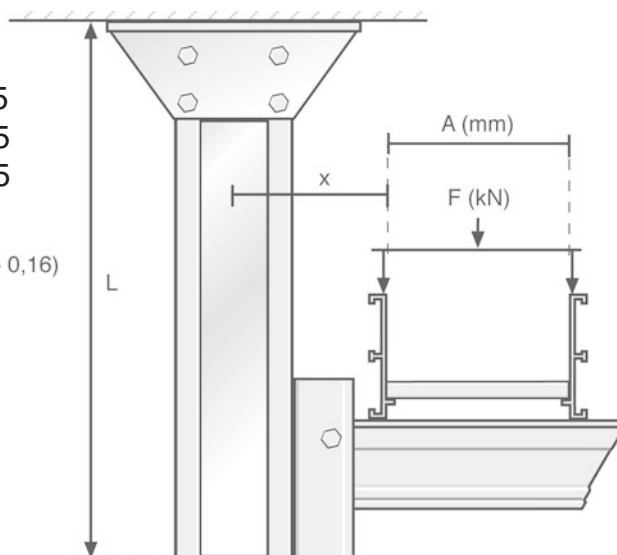


S = bending flexure
M = bending moment
L = length of the suspension beam TKI 105

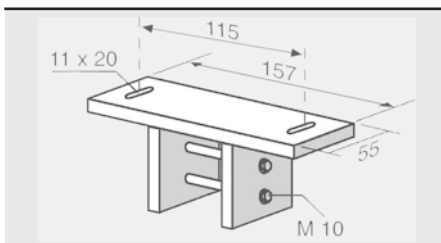
TKK 135
TKKL 135
TKI 135

$x = 0,16 \text{ m}$

$$M = F \times \left(\frac{A}{2} + 0,16 \right)$$

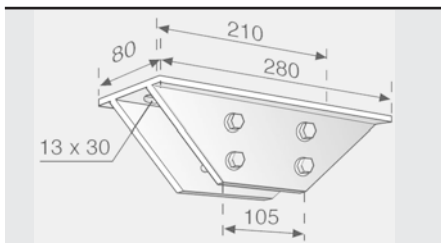


S = bending flexure
M = bending moment
L = length of the suspension beam TKI 135



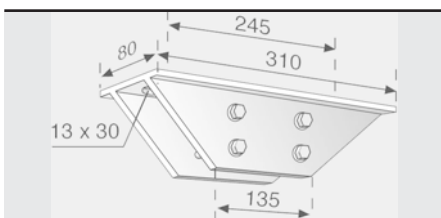
Suspension beam bracket TKK
Kopfplatte TKK
Plaque de tête TKK
Kopplaat TKK

Type	g/pc	Delivery package
TKK 55	509	2 pc



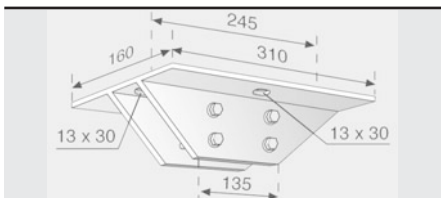
Suspension beam bracket TKK
Kopfplatte TKK
Plaque de tête TKK
Kopplaat TKK

Type	g/pc	Delivery package
TKK 105	1200	2 pc



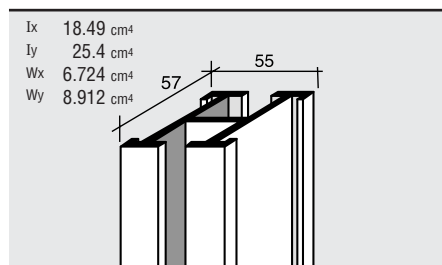
Suspension beam bracket TKK
Kopfplatte TKK
Plaque de tête TKK
Kopplaat TKK

Type	g/pc	Delivery
TKK 135	1350	2 pc



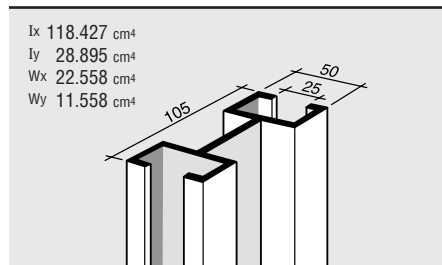
Suspension beam bracket TKKL
Kopfplatte TKKL
Plaque de tête TKKL
Kopplaat TKKL

Type	g/pc	Delivery
TKKL 135	1600	2 pc



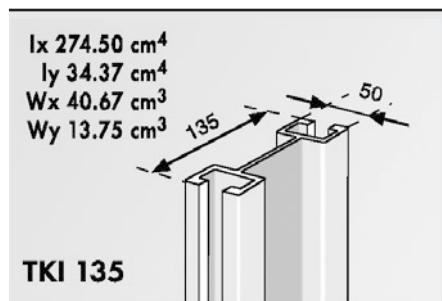
Suspension beam TKI
Hängeschiene TKI
Rail de suspension TKI
Ophangrail TKI

Type	g/m	Delivery package
TKI 55	1670	6 m
Length 6 m / Länge 6 M / Longueur 6 m / Lengte 6 m		



Suspension beam TKI
Hängeschiene TKI
Rail de suspension TKI
Ophangrail TKI

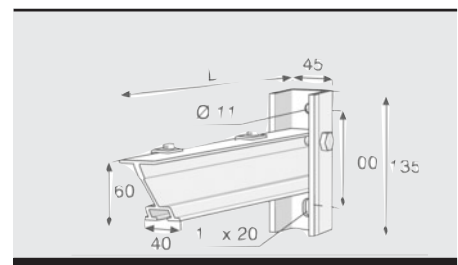
Type	g/m	Delivery package
TKI 105	2660	6 m
Length 6 m / Länge 6 M / Longueur 6 m / Lengte 6 m		



TKI 135

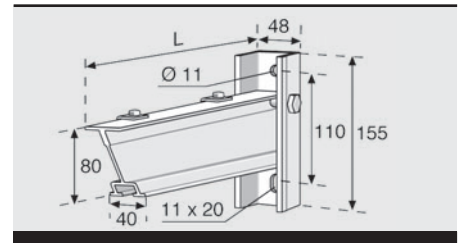
Suspension beam TKI
Hängeschiene TKI
Rail de suspension TKI
Ophangrail TKI

Type	g/m	Delivery package
TKI 135	3265	6 m
Length 6 m / Länge 6 M / Longueur 6 m / Lengte 6 m		



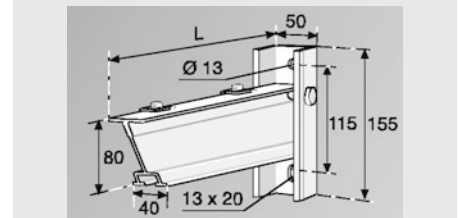
Rack support SK
Konsolen SK
Console SK
Console SK

Type	g/pc	L (mm)	F	Delivery package
SK 12	231	177	1 kN	10 pc
SK 220	370	285	2,5 kN	10 pc
SK 230	450	385	2,5 kN	10 pc



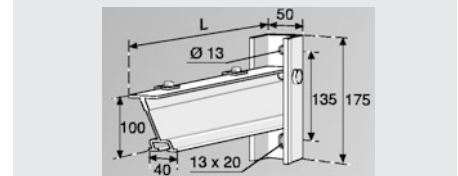
Rack support SK
Konsolen SK
Console SK
Console SK

Type	g/pc	L (mm)	F	Delivery package
SK 440	940	500	4 kN	10 pc
SK 450	1090	600	4 kN	10 pc
SK 460	1240	700	4 kN	10 pc



Rack support SK
Konsolen SK
Console SK
Console SK

Type	g/pc	L (mm)	F
SK 620	750	330	6 kN
SK 630	930	430	6 kN



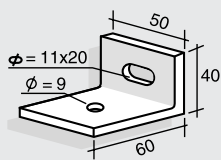
Rack support SK
Konsolen SK
Console SK
Console SK

Type	g/pc	L (mm)	F
SK 640	1280	530	6 kN
SK 650	1470	630	6 kN
SK 660	1660	730	6 kN

Fixing components for installation parts													
	KP..	KPA..	RKI 26	RKI 36	RKK..	SK 2..	SK4..	SK6..	SKI 50	TKI 55	TKI 105	TKI 135	TP 1
KP..			LR 8										
KPA			LR 8	SM 828					SM 846	SM 846	SM 846	SM 846	
RKI 26	LR 8	LR 8			LR 8								LR 8
RKI 36		SM 828			SM 828								SK 828
RKK..			LR 8	SM 828					SM 846	SM 828			
SK 2..									SM 846/SM 1046	SM 828	SM 846/SM 1046	SM 846/SM 1046	
SK4..									SM 846/SM 1046		SM 846/SM 1046	SM 846/SM 1046	
SK6..									SM 1046		SM 1046	SM 1046	
SKI 50		SM 846			SM 846	SM 846/SM 1046	SM 846/SM 1046	SM 1046					SM 846
TKI 105						SM 846/SM 1046	SM 846/SM 1046	SM 1046					SM 846
TKI 135						SM 846/SM 1046	SM 846/SM 1046	SM 1046					SM 846
TKI 55					SM 828	SM 828	SM 828						SM 828
TP 1			LR 8	SM 828					SM 846	SM 828	SM 846	SM 846	

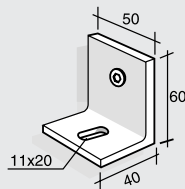
The fixing part for the following products

SK (lower end)	SM 622 and LR 8
PP 15	SM 622 and LR 8
PP 20	SM 622 and LR 8
RKI 26	SM 622 and LR 8
VT 60	SM 828, SM 846, LR 8
TKT..	SM 828



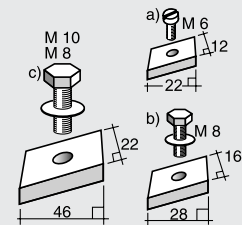
Support angle TP
Winkelstütze TP
Equerre de fixation TP
Hoeksteun TP

Type	g/pc	Delivery package
TP 1	80	10 pc



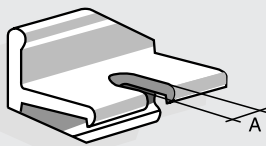
Floor and wall bracket LK
Boden- und deckenwinkel LK
Equerre de fixation sol et mur LK
Vloer- en plafondbeugel LK

Type	g/pc	Delivery package
LK 1	80	10 pc



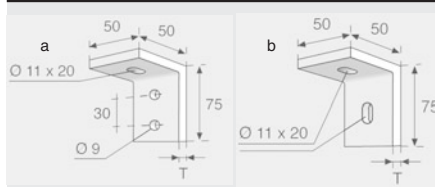
Insert nut and bolt SM
Gleitmutter mit Schraube SM
Ecrou coulissant avec boulon SM
Glijmoer met bout SM

Type		g/pc	Delivery package
SM 622	a	10	50 pc
SM 828	b	30	20 pc
SM 846	c	50	10 pc
SM 1046	c	60	10 pc



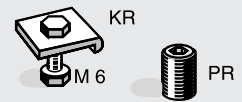
Vertical support KV
Halter KV
Pièce de suspension KV
Houder KV

Type	g/pc	A/mm	Delivery package
KV 10	50	11	10 pc
KV 16	50	17	10 pc



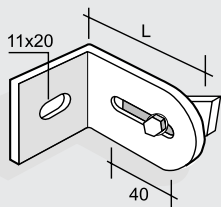
Ceiling bracket of suspension beam RKK
Befestigungswinkel RKK
Equerre de fixation plafond RKK
Bevestigingshoek RKK

Type	T	g/pc	Delivery package
RKK 1	a	6	100
RKK 2	a	10	140
RKK 1: 1-2 ladders			
RKK 2: 3-6 ladders			
RKK 3:	b	10	140



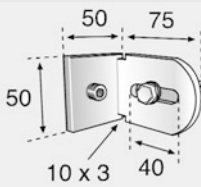
Screw KR, Locking screw PR
Klemmstück KR, Imbusschraube PR
Clame de fixation KR, Vis sans tête PR
Klemstuk KR, Imbusschroef PR

Type	g/pc	Delivery package
KR 6	11	50 pc
PR 12	1	50 pc



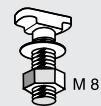
Bracket of vertical ladders BK
Wandwinkel BK
Equerre de fixation BK
Wandbeugel BK

Type	g/pc	L/mm	Delivery package
BK 1	100	75	10 pc
BK 2	120	100	10



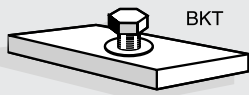
Bracket of vertical ladders BK
Wandwinkel BK
Equerre de fixation BK
Wandbeugel BK

Type	g/pc	Delivery package
BK 3	100	10 pc



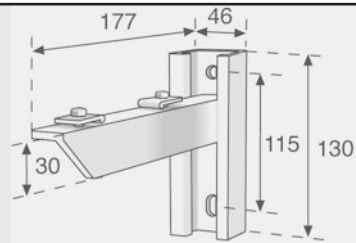
Lock bolt and nut LR
Hammerschraube LR
Boulon d'ancrage LR
Slotbout LR

Type	g/pc	Delivery package
LR 8	10	50 pc



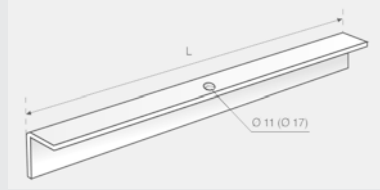
Bracket BKT
Gleitscheibe BKT
Curseur BKT
Beugel BKT

Type	g/pc	Delivery package
BKT 1	30	25 pc



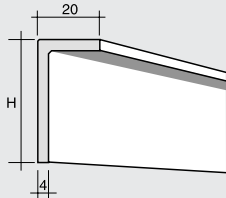
Rack support SK
Konsolen SK
Console SK
Console SK

Type	g/pc	F	Delivery package
SK 12	231	1 kN	10 pc



Support beam KP
Mittelträger KP
Support central KP
Eén punts ophanging KP

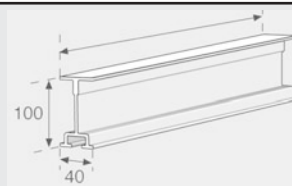
Type	g/pc	L (mm)	F	Delivery package
KP 22	200	230	2 kN	10 pc
KP 32	280	330	2 kN	10 pc
KP 42	370	430	2 kN	10 pc
KP 52	450	530	2 kN	10 pc
KP 62	530	630	2 kN	10 pc



Support beams KPK
Träger KPK
Cornière KPK
Hoekprofiel KPK

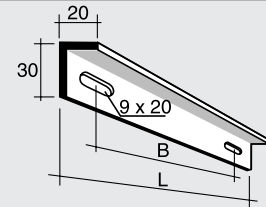
Type	g/m	H (mm)	Delivery package
KPK 32	500	30	6 m
KPK 53	830	50	6 m

Length 6 m / Länge 6 M / Longueur 6 m / Lengte 6 m



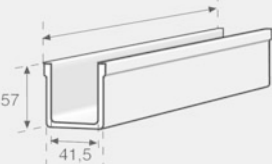
Rack support profile SKP
Konsolenprofil SKP
Console profil SKP
Console profil SKP

Type	g/m	L (mm)	Delivery package
SKP 100	1880	6000	6 m



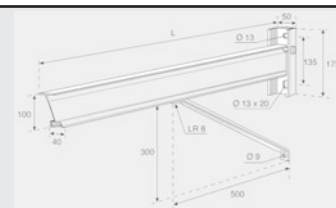
Support beam KPA
Träger KPA
Cornière KPA
Hoekprofiel KPA

Type	g/pc	L (mm)	B (mm)	Delivery package
KPA 20	140	310	270	10 pc
KPA 30	190	410	370	10 pc
KPA 40	240	520	480	10 pc
KPA 50	290	620	580	10 pc
KPA 60	340	720	680	10 pc



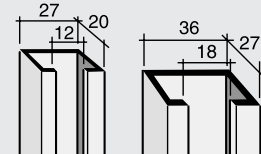
Rack support profile SKTP
Konsolenprofil SKTP
Console profil SKTP
Console profil SKTP

Type	g/m	L (mm)	Delivery package
SKTP 50	2040	6000	6 m



Rack support SK
Konsolenprofil SK
Console profil SK
Console profil SK

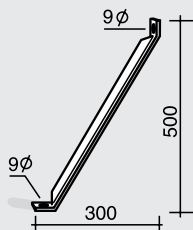
Type	L (mm)	Delivery package
SK 70	700	1 pc



Suspension beam RKI
Hängeschiene RKI
Rail de suspension RKI
Ophangrail RKI

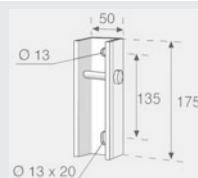
Type	g/m	Delivery package
RKI 26	550	60m
RKI 36	810	60m

Length 6 m / Länge 6 M / Longueur 6 m / Lengte 6 m



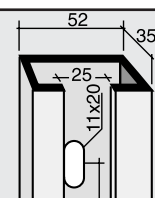
Diagonal VT
Schrägstütze VT
Béquille VT
Diagonaal VT

Type	g/pc	Delivery package
VT 60	300	10 pc



Rack support SKT
Konsolen SKT
Fixation SKT
Profil SKT

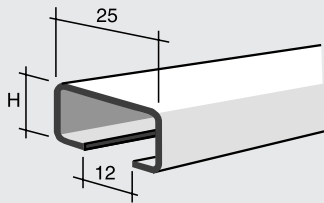
Type	g/pc	Delivery package
SKT 50	430	1 pc



Wall beam SKI
Wandschiene SKI
Rail de montage mural SKI
Wandrail SKI

Type	g/m	Delivery package
SKI 50	1150	60m

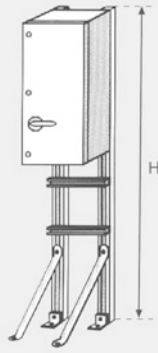
Length 6 m / Länge 6 M / Longueur 6 m / Lengte 6 m



Rung profile PP
Sprossenprofil PP
Echelon PP
Sportprofil PP

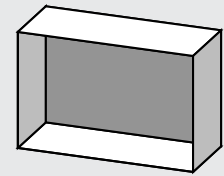
Type	g/m	H (mm)	Delivery package
PP 15	190	15	20 m
PP 20	230	20	20 m

Length 2 m / Länge 2 M / Longueur 2 m / Lengte 2 m



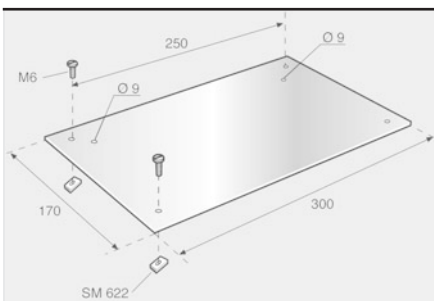
Security switchbox stand TKT
Montagesatz für Schutzhalter TKT
Support d'armoire TKT
Steun voor schakelkast TKT

Type	g/pc	H (m)	Delivery package
TKT 15	7000	1,5 m	1 pc
TKT 20	7700	2 m	1 pc



End cap
Schutzkappe
Embout
Eindkap

Type	g/pc	Delivery package
KA END	5	10 pc
RA END	5	10 pc
SA END	5	10 pc
TA END	5	10 pc
TKI END 55	5	10 pc
TKI END 105	5	10 pc
TKI END 135	5	10 pc



Assembly cover ASL
Montageplatte ASL
Plaque de montage ASL
Montageplaat ASL

Type	g/pc	Delivery package
ASL 170	210	1 pc



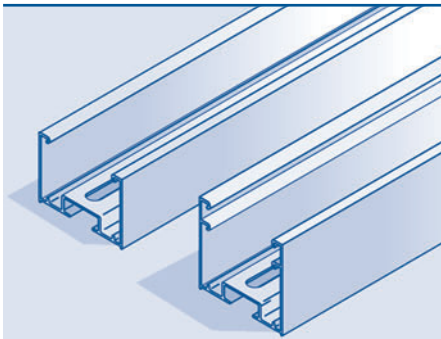


Suspension rail system for luminaire

Armatureschienen

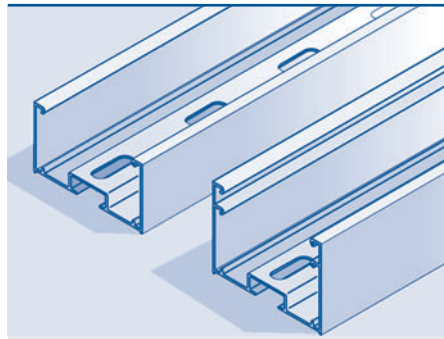
Rails supports de luminaire

Armatuur rail



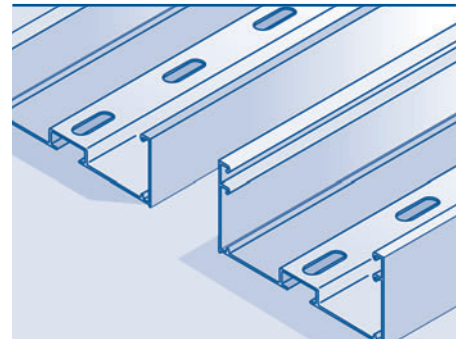
Suspension rail VRK
Armatureschiene VRK
Rail support VRK
Armatuurrail VRK

Type	Length	Package	Weight g/m
VRK 60	6	60m	775
VRK 60H	6	60m	961



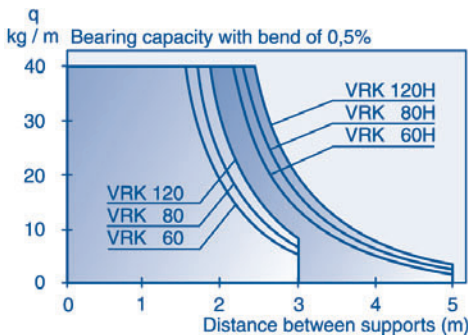
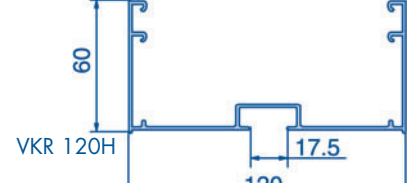
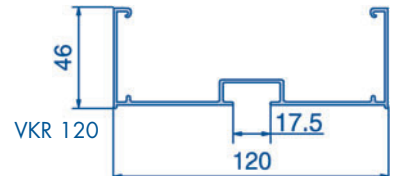
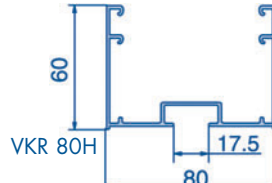
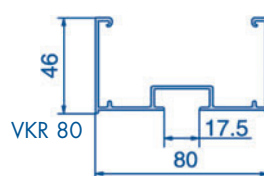
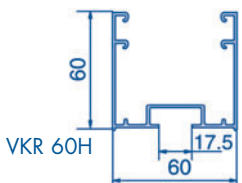
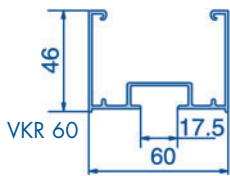
Suspension rail VRK
Armatureschiene VRK
Rail support VRK
Armatuurrail VRK

Type	Length	Package	Weight g/m
VRK 80	6	60m	856
VRK 80H	6	60m	1058



Suspension rail VRK
Armatureschiene VRK
Rail support VRK
Armatuurrail VRK

Type	Length	Package	Weight g/m
VRK 120	6	60m	1018
VRK 120H	6	60m	1234



Low and high rails

Delivery length is 6 m. Corner-, T- and X-Pieces as well as painting or anodizing to order.

Niedrige und hohe Armatureschienen

Lieferlänge ist 6 M. Bögen, T-Stücke und Kreuzungen und Malen oder Eloxieren nach Bestellung.

Petite et grande hauteur d'ailes

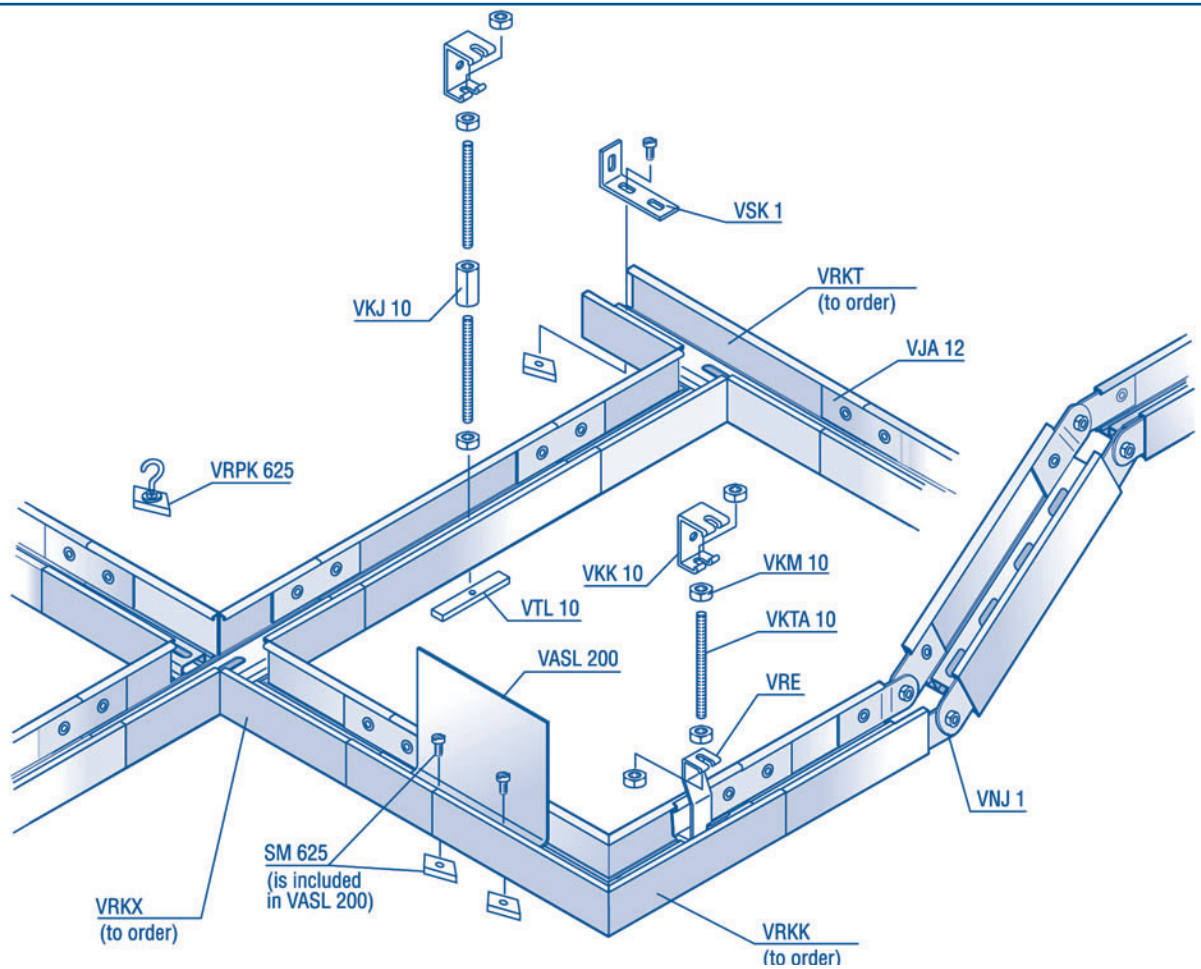
Livraison en longueurs de 6 m. Les coudes, dérives en T, croisements ainsi que les finitions avec peinture ou anodisées sont fournies sur demande.

Lage en hoge rails

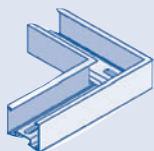
Leverlengte is 6 meter. Hoek-, T- en X stukken zowel gepoedercoat als geanodiseerd op bestelling.

Hyxal luminaire suspension rails are made of aluminium and they have three widths and two heights.
Hyxal Armatureschienen sind aus Aluminium und die sind von drei Breiten und zwei Höhen.
Les rails Hyxal sont fabriqués en aluminium et sont fournis en trois largeurs et deux hauteurs d'ailes.
Hyxal armatuurrail zijn gemaakt van aluminium en zijn leverbaar in drie breedtes en twee hoogten



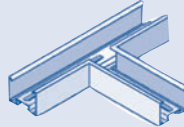


Suspension rail system for luminaire
Armatureschienen
Rails supports de luminaire
Armatuur rail



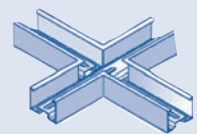
Bend 90°
Bogen 90°
Coude de 90°
Bochten 90°

Type	Weight/g
VRKK 60	180
VRKK 80	200
VRKK120	240



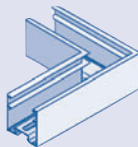
Flat tee
Abzweig
Dérivation-T
T-stuk

Type	Weight/g
VRKT 60	250
VRKT 80	280
VRKT 120	340



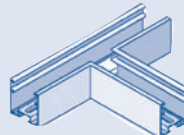
X-crossing
Kreuzung
Croisement
Kruisingen

Type	Weight/g
VRKX 60	340
VRKX 80	380
VRKX 120	460



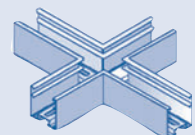
Bend 90°
Bogen 90°
Coude de 90°
Bochten 90°

Type	Weight/g
VRKK 60H	240
VRKK 80H	260
VRKK 120H	320



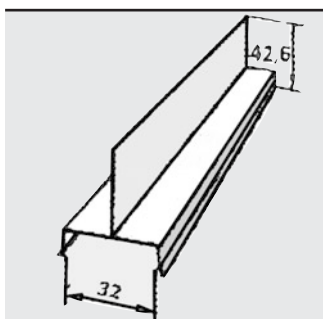
Flat tee
Abzweig
Dérivation-T
T-stuk

Type	Weight/g
VRKT 60H	340
VRKT 80H	360
VRKT120H	440



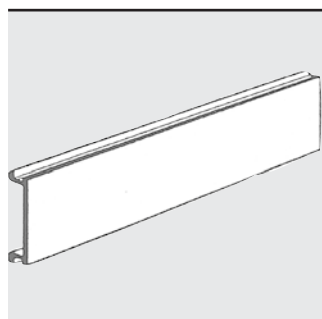
X-crossings
Kreuzung
Croisement
Kruisingen

Type	Weight/g
VRK X 60H	380
VRK X 80H	400
VRK X120H	490



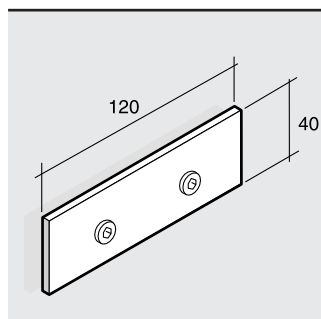
Devider VRKV
Trennsteg VRKV
Séparate VRKV
Scheidingsshot VRKV

Type	g/pc	Length	Delivery package
VRKV 42	260	3 m	6 m



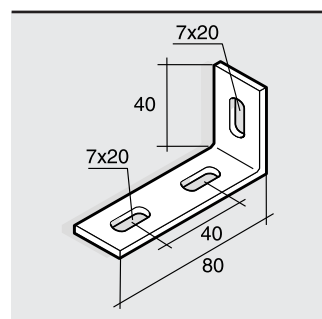
Cover VRK
Abdeckung VRK
Couvercle VRK
Deksel VRK

Type	g/pc	Length	Delivery package
VRK 60D	235	6 m	6 m
VRK 80D	325	6 m	6 m
VRK 120D	575	6 m	6 m



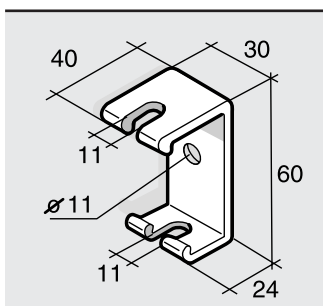
Connector VJA
Verbinder VJA
Eclisse VJA
Koppelplaat VJA

Type	g/pc	Delivery package
VJA 12	53	10 PC



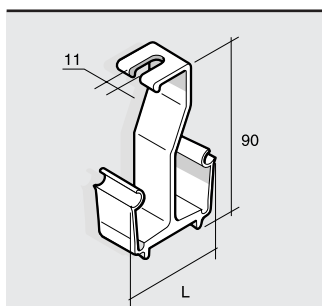
Wall bracket VSK
Wandbefestigung VSK
Equerre murale VSK
Wandbeugel VSK

Type	g/pc	Delivery package
VSK 1	27	10



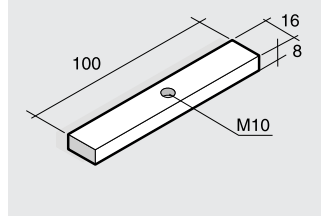
Ceiling bracket VKK
Deckenbefestigung VKK
Etrier de plafond VKK
Plafondbeugel VKK

Type	g/pc	Delivery package
VKK 10	27	10



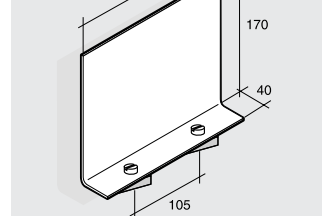
Edge bracket VRE
Mittenabhängung VRE
Suspension centrale VRE
Ophangbeugel VRE

Type	Weight g/m	H (mm)	Delivery package
VRE 60	52	52	10
VRE 80	57	72	10
VRE 120	68	112	10



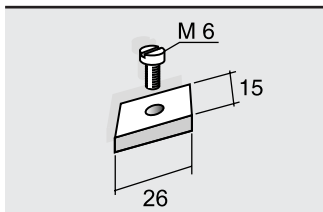
Support plate VTL
Stützplatte VTL
Barre de suspension VTL
Ophangplaat VTL

Type	g/pc	Delivery package
VTL 10	33	10



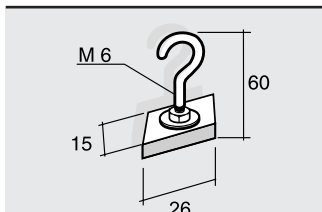
Assembly cover VASL
Montageplatte VASL
Plaque de montage VASL
Montageplaat VASL

Type	g/pc	Delivery package
VASL 200	137	5



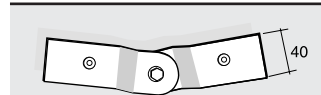
Insert nut and bolt SM
Schrägmutter mit Schraube SM
Ecrou coulissant SM
Glijmoer met bout SM

Type	g/pc	Delivery package
SM 625	9	50



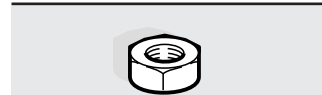
Suspension hook VRPK
Aufhängehaken VRPK
Crochet de suspension VRPK
Ophanghaak VRPK

Type	g/pc	Delivery package
VRPK 625	20	20



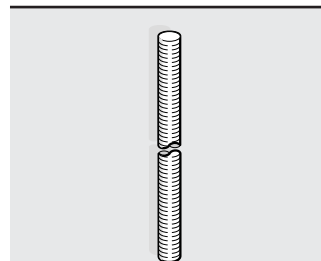
Hinge VNJ
Gelenkverbinder VNJ
Eclisse articulée VNJ
Instelbare verbinder

Type	g/pc	Delivery package
VNJ 1	138	10



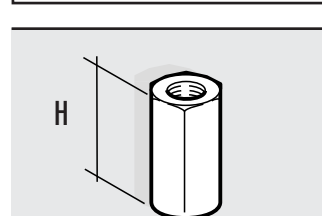
Aluminium nut VKM
Mutter VKM
Ecrou alu. VKM
Aluminium moer VKM

Type	g/pc	Delivery package
VKM 10	4	100
VKM 16	11	100



Threaded rod VKTA
Gewindestange VKTA
Tige filetée VKTA
Draadstang VKTA

Type	g/m	Length
VKTA 10	170	3 m
VKTA 16	540	3 m



Joint sleeve VKJ
Verbindungsmuffe VKJ
Ecrou de jonction VKJ
Koppelmoer VKJ

Type	g/pc	H	Delivery package
VKJ 10	18	38	10
VKJ 16	43	50	10

We reserve the right to make changes to the products.
Durch technische Weiterentwicklungen behalten wir uns Änderungen vor.
Nous nous réservons le droit de modifier le cas échéant nos produits.
We behouden ons het recht voor om veranderingen door te voeren in onze producten.